

## Eric Whitaker

Virtual Choir 6 - Sing Gently

Largest virtual choir ever assembled - 17,572 singers from 129 countries.

<https://www.youtube.com/watch?v=InULYfJHKI0>

CBS Sunday Morning, July 19, 2020

How it was put together.

<https://youtu.be/uS0ioMnVdHw>

---

## Notary Public – Midland MI

UPS Store – 2014 N Saginaw Road – Midland MI  
989-835-6050

Most days has Notary available from 8:30am to 2:00 pm and also from 4:00 pm to 7:00 pm. Call ahead to confirm that someone will be available. Check website for additional information.

<https://locations.theupsstore.com/mi/midland/2014-n-saginaw-rd/notary>

Cost:

1<sup>st</sup> page - \$10.00

additional pages - \$5.00 each

Capped at \$25

They also accept Charter and AT&T cable boxes.

---

## Windows 10 v2004

Finally have all computers updated to v2004. The last one is an HP Pavilion 360X and it was indicating that it would let me know when my computer was ready to receive the update. Because it had worked before, I checked HP Support Assistant. It showed no additional updates but uninstalled it and installed the latest version, keeping Setting and Preferences. Checked for updates again under HP Support Assistant. There were no new updates but, when I went back to check for Windows updates, it is now indicating

Feature update to Windows 10, version 2004

The next version of Windows is available with new features and security improvements. When you're ready for the update, select "Download and install."

[Download and install](#)

A new update is available for v2004 (KB4566782). No problems with installing on most computers. On one computer, took a couple hours to install and the computer was on black screen for quite a while at different times. After the update, computer was slow to start. Subsequent restarts took unusually long time. After a couple restarts and shutdowns, seems to be working okay. In addition to the KB4566782 there was a .Net Framework update. After the .Net Framework update installed, was prompted to restart computer. Suspect the KB4566782 was still installing and restarted computer too soon. If installing more than one update, make sure all updates are indicating Pending Restart before restarting.

-----

### **Windows 10 v1903**

In last few weeks have worked on four computers that are still running v1903. Reason I was asked to look at them was not related to updates.

One computer is only on for short periods of time so could understand it not updating. It originally offered update to v1909 but, after completing other updates, it offered v2004. Took six hours to complete all updates.

Due to time required for updates, did not update remaining computers but recommended that owners monitor updates and let me know if they do not occur automatically.

One computer is on all the time so should be updating. After completing pending updates, it did not offer additional updates. It is HP computer and updating HP Support Assistant may allow updating Windows.

One computer was being replaced by new computer so no need to update unless owner decides to keep it around.

-----

Windows 7 computer - got update for Microsoft Edge browser. Surprised they are still updating but must be important to Microsoft to be using the new version of Edge.

-----

### **Edge - Show Favorites Bar**

Three ... in upper right  
Settings  
Appearance  
Show Favorites Bar - select Always or select Only on New Tabs

-----

### **Trivia**

A person who won \$800,000 on a game show was seeking help with how to invest it. The adviser said the first thing to do was find out her tax liability as the rules for game show winnings

are different from rules for income. She had to consider the State taxes for the State she lives in and the State she won the money in (if they were different) and Federal tax. She said she had already done that and was told her tax liability would be around \$450,000. More than half of what she won!!!!

---

## **Can't view HEIC image files in Photo app on Windows 10**

Some cell phone save images as heic instead of .jpg. When transferred to Windows 10, images can't be viewed in Photo app and can't be saved to post online.

Tried several troubleshooting steps

- made sure HEIF Image Extensions installed from Windows Store
- Under Settings - Apps - Apps & features - reset both HEIF Image Extensions, HEVC Video Extensions from Device Manufacturer, and Photos app

Still unable to open photos with heic extension on Windows 10 v2004 (but was able to open on Windows 10 v1909)

Download CopyTrans for Windows from [copytrans.net](http://copytrans.net)

- click on orange icon with word Download and Windows logo
- Scroll to bottom of page and click on Learn more under CopyTrans HEID Free for Windows
- click on green icon with word Download and Windows logo to download

Install

Set default to open all HEIC images with Windows Photo Viewer (only need to do this once on one image)

right click on photo with HEIC extension

click Properties

click Change

click Open With

select Windows Photo Viewer

click Apply

Double click on any heic image and it opens in Windows Photo Viewer

Convert image to jpeg

locate folder containing heic images

click to select image (if multiple images select them all)

right click on highlighted image(s)

click convert to jpeg

will have both heic and jpeg images in folder

delete heic image if no longer needed

---

## Problem with Windows 10 Photos App?

Tried several steps but problem still not resolved.

Problem ejecting external drive from computer. Consistently indicating "device currently in use". Tested with two drives, both of which contained pictures and was copying pictures between the drives. Had been able to safely eject both drives last time they were used. Problem occurred on two different computers.

When opening photos using Windows 10 Photos app, several of them would not open on first try but displayed a white window. Sometimes attempting to open a second time would work. Also could sometimes open picture by right-clicking on it and selecting Open or by clicking on Open With and specifying paint.net. Checked for solutions:

1. sign off and back on - didn't work
2. Shut down computer - Worked but took several minutes for computer to completely shut down. After clicking Shut Down, lights were still on for both external drives. After a minute or more, light on one drive went out and was several minutes before light on second drive went out and computer completely shut down.

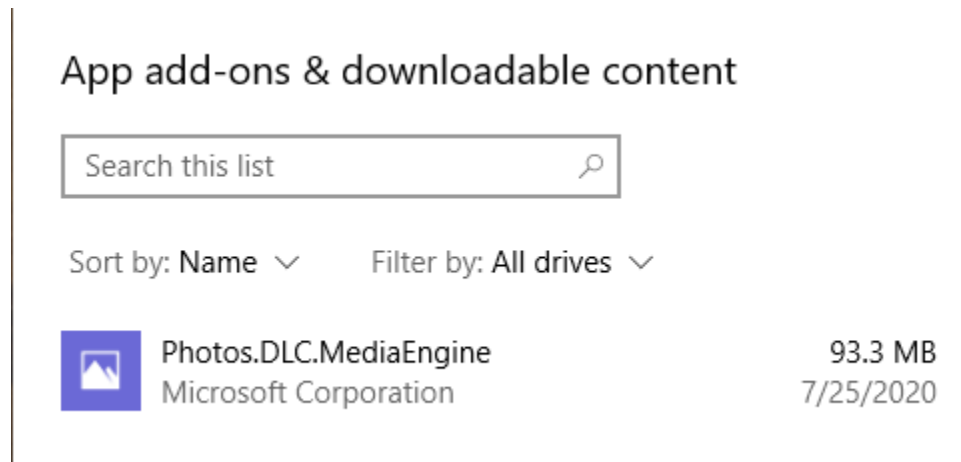
Noticed that a Photo Add-on (photos media engine add-on) had been recently installed in the Photos app.

Decided to uninstall the add-on to see if that made any difference.

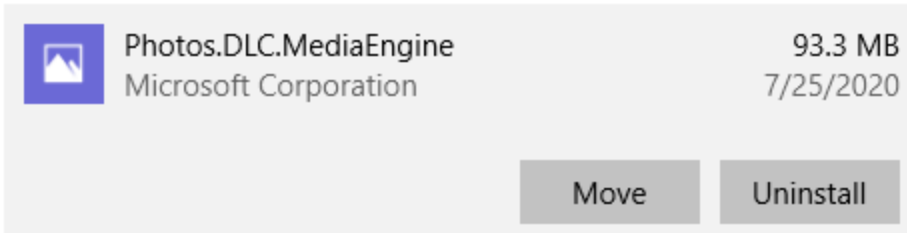
<https://answers.microsoft.com/en-us/windows/forum/all/how-do-i-remove-photos-media-engine-add-on-why-is/53d337a8-0165-489b-8cda-6dc940a65984>

In Start menu, locate Photos (App), right click on it, then click More > App settings

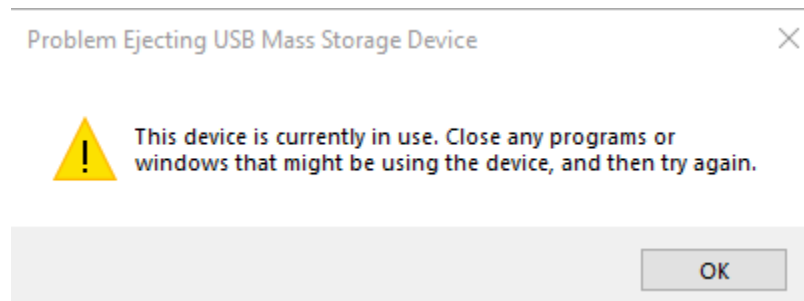
In Settings window, at the bottom, under *App add-ons & downloadable content*, look for Photos.DLC.MediaEngine,



click on it, and then click Uninstall.



Restarted computer, reconnected external drive, opened some of the pictures. Still having problems with some not opening in Photos app and still getting notified:



Tried changing default app for photos from Photos app to paint.net. All the photos open but still not able to Safely Eject the drive. Changed default app back to Photos. Logged off and shut down computer. Unplugged external drive. Restarted computer, plugged external drive back in. Drive automatically opened in File Explorer. Closed out without opening any files. Was able to safely eject the drive. Unplugged and plugged the drive back in. Opened some of the photos. Most opened but still had white screen on some - but not consistently the same photo. Closed out of File Explorer and external drive light immediately turned off. Was able to Safely Eject drive.

Tried again, same computer, different USB port. Still had issues opening some photos but a few seconds after shutting File Explorer, light on external drive went out and was able to safely eject the drive.



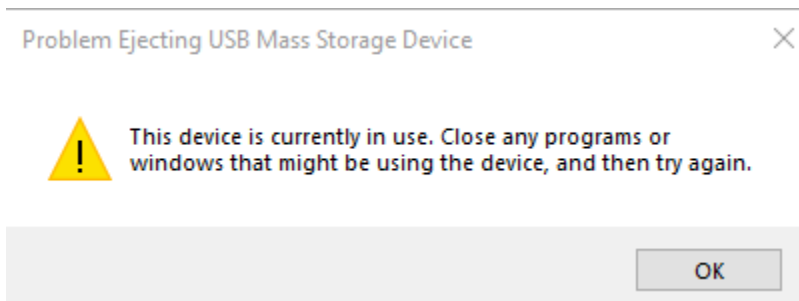
After clicking on Eject FreeAgent Go, light on drive came back on but did get notification that it was safe to remove.



Waited a few seconds for light to go out before disconnecting.

On second computer, uninstalled the Photo app add-on. Shut down computer, restarted computer, plugged in external drive. Viewed some photos. Closed File Explorer. Drive light went off. Was able to safely eject drive.

Tried same steps to delete the Photos add-on on second computer and still getting:



What does Photo Media Engine add-on do?

<https://winbuzzer.com/2019/07/19/microsoft-releases-windows-10-photos-media-engine-add-on-to-improve-search-functionality-xcxwbn/>

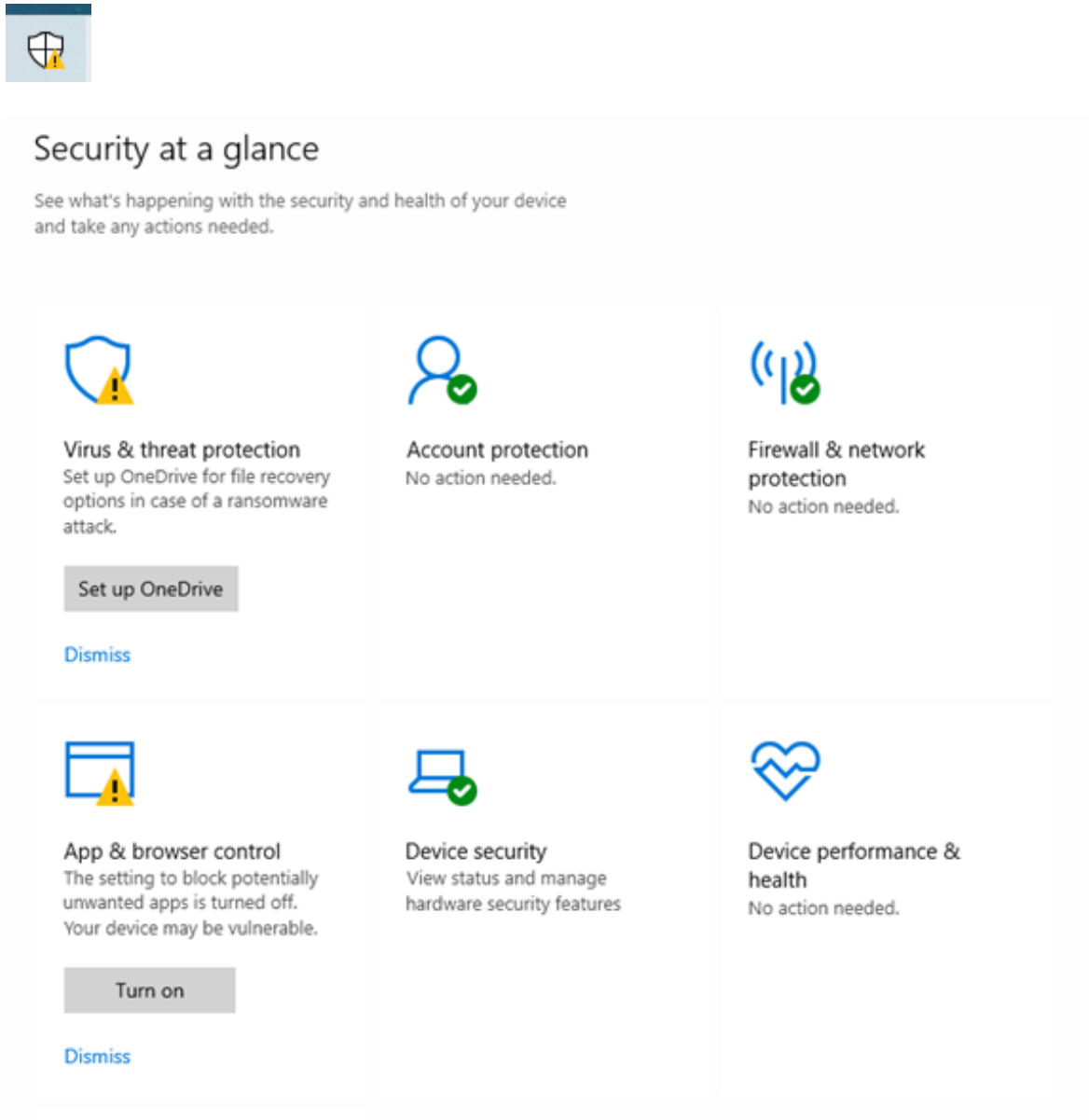
[https://www.microsoft.com/en-us/p/photos-media-engine-add-on/9plk42wd0rc0?ocid=AID2000142\\_aff\\_7593\\_321292&tduid=\(ir\\_cgjb9pw3v0kfrzjokk0sohz30n2xjla0zym9b92300\)\(7593\)\(321292\)\(\)&irgwc=1&irclidid=\\_cgjb9pw3v0kfrzjokk0sohz30n2xjla0zym9b92300&rtc=1&ranMID=24542&ranEAID=J84DHJLQkR4&ranSiteID=J84DHJLQkR4-bKoLfCxL2GOejMcCxqmtfw&epi=J84DHJLQkR4-bKoLfCxL2GOejMcCxqmtfw&irgwc=1&OCID=AID2000142\\_aff\\_7593\\_1243925&tduid=%28ir\\_kdgbkolds3fpbagzcxqx1nvxe2xikddm6ztrl2p00%29%287593%29%281243925%29%28J84DHJLQkR4-bKoLfCxL2GOejMcCxqmtfw%29%28%29&irclidid=\\_kdgbkolds3fpbagzcxqx1nvxe2xikddm6ztrl2p00&activetab=pivot:regionofsystemrequirementstab](https://www.microsoft.com/en-us/p/photos-media-engine-add-on/9plk42wd0rc0?ocid=AID2000142_aff_7593_321292&tduid=(ir_cgjb9pw3v0kfrzjokk0sohz30n2xjla0zym9b92300)(7593)(321292)()&irgwc=1&irclidid=_cgjb9pw3v0kfrzjokk0sohz30n2xjla0zym9b92300&rtc=1&ranMID=24542&ranEAID=J84DHJLQkR4&ranSiteID=J84DHJLQkR4-bKoLfCxL2GOejMcCxqmtfw&epi=J84DHJLQkR4-bKoLfCxL2GOejMcCxqmtfw&irgwc=1&OCID=AID2000142_aff_7593_1243925&tduid=%28ir_kdgbkolds3fpbagzcxqx1nvxe2xikddm6ztrl2p00%29%287593%29%281243925%29%28J84DHJLQkR4-bKoLfCxL2GOejMcCxqmtfw%29%28%29&irclidid=_kdgbkolds3fpbagzcxqx1nvxe2xikddm6ztrl2p00&activetab=pivot:regionofsystemrequirementstab)

Fix blurry images in Photos app – solution didn't work.

<https://windowsloop.com/fix-blurry-images-in-photos-app-on-windows-10/>

**Windows Security offering additional security items.**

Windows Security indicates action needed.



If asking to Set up an app or Turn on some control, click Dismiss for each item. After clicking Dismiss, if User Account Control is displayed, asking "Do you want to allow this app to make changes to your device? - click OK - may have to enter administrator password, depending on how user account is set up.

Don't remember this requiring User Account Control before.

-----

After running some updates, restarted the computer and logged in as all users. Not sure timing, but at some point, for all users get prompt to Get even more out of Windows.



Clicking Let's go attempts to set up Windows Hello by logging in with a Microsoft Account. Clicking Cancel and login continues normally. However, at later time logging in under that user, may receive the "Get even more out of Windows" prompt again.

Frustrating when setting up computer for someone else because they will get the prompt at some point and won't know how to respond.

Found this solution

<https://www.windowslatest.com/2020/03/16/get-more-out-of-windows-10-prompts/>

Will probably have to reset this after updates.

-----