

Installing Windows on new PC

While Microsoft made it difficult to set up Windows 10 on new computer with a local account, versions 1809/1903 make it almost impossible. However, there is a workaround.

One reason for not wanting to use Microsoft account is to be able to set up the initial user with administrative privileges and then add the actual user with Standard privileges. Another reason is if the individual does not want to use a password to log into the computer.

The work-around is to not connect to the Internet during install. This allows creating a user which they describe as "install a user with limited access". The first user added, even as a Local Account, automatically has Administrative privileges. Any setup requiring internet access will automatically complete after the computer is connected to the Internet. So suggest after creating the first account to connect the computer to the Internet before adding additional users. If the first user was added as a Local User with Administrator access, additional user account can be a Microsoft account or a Local User account. Believe by default the second and subsequent users will be standard user but can convert an account to an administrator user account.

Because no internet during install some items, e.g., registering with computer manufacturer, had to be done later.

The first computer set up this way did not initially get the Windows activation key but there was a Troubleshoot option displayed and clicking that link did complete the Windows activation. The second computer set up this way did not have any issue with Windows activation.

There are several updates that need to be installed after completing the initial setup so recommend manually checking for updates and install them before installing other programs or setting up printers, etc.

<https://www.pcworld.com/article/3409788/how-microsoft-made-it-harder-to-create-windows-10-local-accounts.html>

Effect and Cause

Router - Primary network - Guest network - goal - link two Alexa devices so they both play the same music at the same time.

Because of the way I had added the devices to my network, they had to be changed from my routers Guest network to the Primary network. In the process of doing this, I apparently "confused" the router and discovered that other devices, which I had not changed, were unable to access the Internet through the Guest network.

One thing I always forget, which causes problems when changing network settings, is that there is often a delay of several minutes between when the change is made and when it actually goes into effect on the device. So, need to give the change time to propagate completely because, if you don't wait long enough, and make another change too soon, it just confuses things.

My solution was to reboot the router which seems to have fixed whatever the issue with the router was.

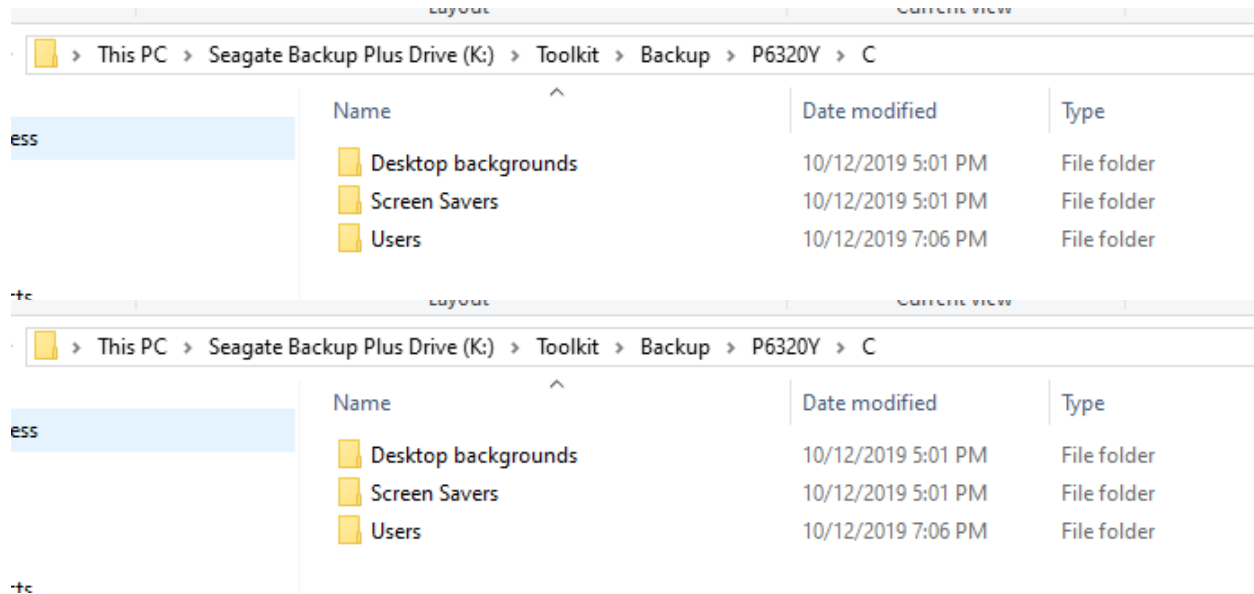
Seagate - Toolkit replaces Dashboard for backup on new Seagate drives

Different options for backing up. Can configure continuous backup which backs up all or Select Folders initially then backs up any changes as they occur. Can also schedule full backups on a regular schedule. Does indicate that using continuous backup could slow down the computer.

Report show initial backup failed to back up some files because they were system files but some were not system files, e.g., a couple pictures (.jpg) not backed up. Does not back up folders that don't contain any files.

Installed and set up the backup under one username (local - standard user). Logged off and then logged on to administrator userid to run Windows updates. After computer restarted logged on to administrator userid and Toolkit program started. Logged off and logged on to other username and Toolkit icon did not appear in lower right corner of Task Bar. Since most people only have one username on their computer, this shouldn't be an issue. Created a test document on the desktop to see how long it took for it to be backed up. After waiting a few minutes, manually started Toolkit and after a few seconds it indicated that it had updated three files. Checked report but it doesn't appear to show which files it just backed up. Deleted the test file and after a minute it indicate backup failed because some file paths are more than 256 characters long. Don't think this was related to deleting the test file but not sure why it appeared now rather than earlier when the initial backup was completed. The report did show a file that likely had a long file path and the report does provide a link to click that usually takes you to the file it is having a problem with.

Manually accessing the backup drive, the backups are stored under: Toolkit - Backup - computer name - drive letter - folders being backed up.



Toolkit program can be used to restore files or the file can be manually restored as the folders/files can be directly accessed on the backup drive. The drive can be connected to another computer to access the files also.

After adding a file, when receive confirmation that Toolkit has added files, can go to the backup drive and verify that the file has been added. Making changes to a file and saving it should also generate a new backup of that file. The backup does versioning with older versions of files saved under the Archive folder on the backup drive.

While continuous backup is convenient, if a virus attacks the computer, it might also affect the files on the backup drive so an additional backup plan should be used.

Did delete one file and the deleted file was still on the backup drive. Did not able to test long enough to determine if files deleted from the computer are deleted from the backup after a period of time. Also don't know how many versions of a specific file are retained in the Archive folder and if they are retained indefinitely.

See more information at end of this document (Toolkit Report).

HP Service

Hard drive failure. Computer sent in for repair under Care Pack warranty. Data had been backed up. HP does not recover data from hard drive and said they could not return defective hard drive. Hard drive replaced. Arrived at service center in Texas on Friday. Received back on Tuesday. Computer was in excellent condition when sent in and in excellent condition when returned.

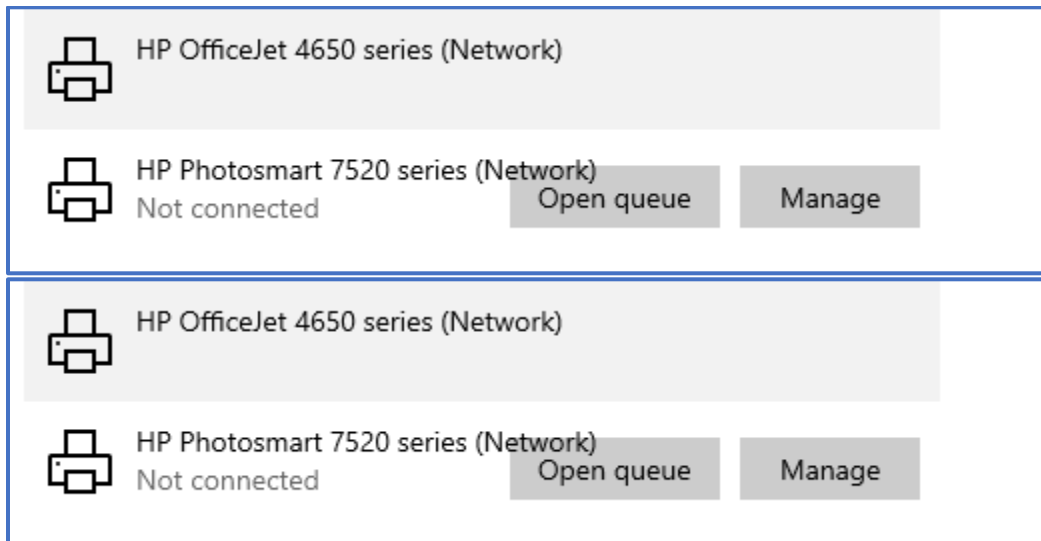
Work order indicated hard drive replaced and extensive testing completed.

One thing that would have been better - Windows 10 set up with username of HP. Version of Windows 10 was 1803 and first thing that needed to be done was several updates including

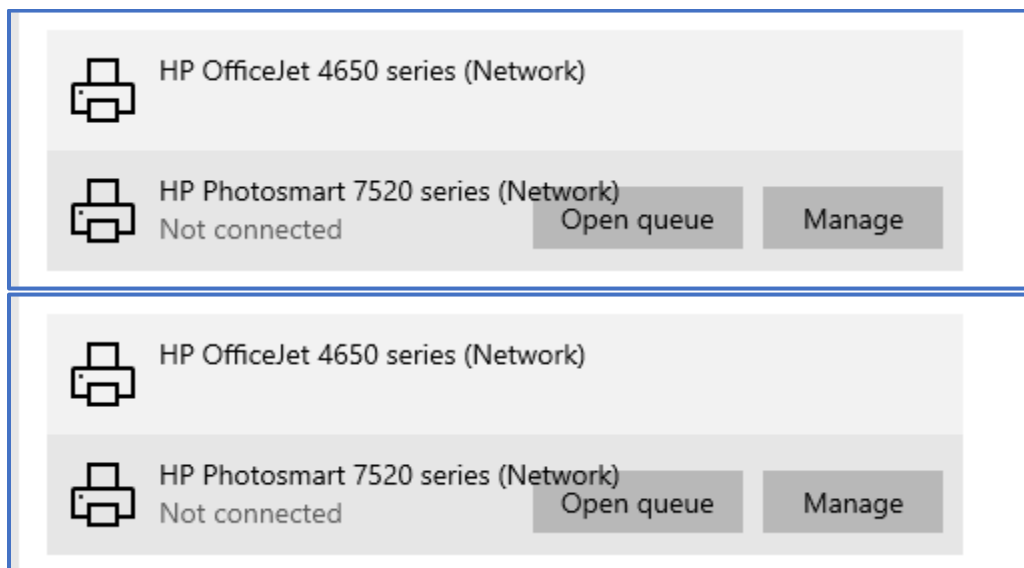
1803 updates and eventually version 1903. Probably have several hard drives preloaded with Windows vs. installing the latest version of Windows after installing the hard drive in the computer.

Working with printers on Windows 10 when logged in as Standard user

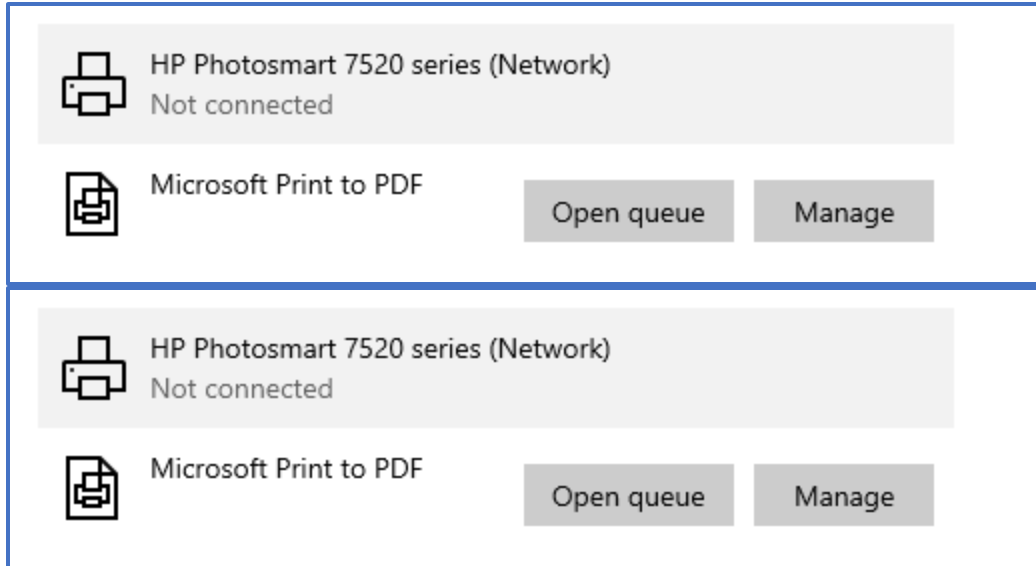
When trying to work with a printer, under Settings - Devices - Printers & scanners, clicking on a printer, shows the words Open Queue and Manage. It should be possible to click either of those options.



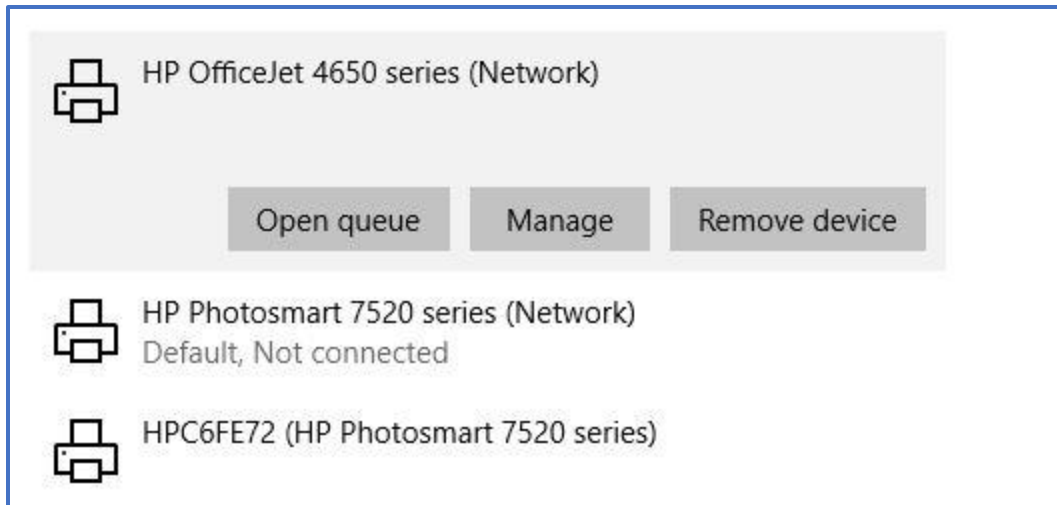
However, moving the cursor over either Open queue or Manage highlights the next printer also



clicking Open queue or Manage repeats the process with the next printer in the list



When working under a username with administrator privileges, this does not happen, the space under the printer expands to display the options.



Work around - Search for and open Control Panel and work with printers from there or if you have installed vendor software for the printer, use it.

Amazon Voice Interoperability Initiative

<https://www.thurrott.com/smart-home/217306/amazon-announces-voice-interoperability-initiative>

It has partnered with the least successful of those competitors to create the Voice Interoperability Initiative, ensuring that users of future voice-powered devices can easily switch between assistants.

Microsoft adds OneDrive Personal Vault to secure your critical files and increases storage options

https://www.pcworld.com/article/3405158/microsoft-adds-onedrive-personal-vault-to-secure-your-critical-files-and-increases-storage-options.html?WT.mc_id=eml_CXM_EN-US_Consumer_O365_Monthly_Newsletter_September_2019_EN-US

Updating HP computer to Microsoft Windows 10 v1903 wouldn't complete - installation determined Intel Rapid Storage Driver was not compatible.

During update process, a window displayed indicating the computer was being checked to see if it was ready for the update. Then it indicated that the Intel Rapid Storage Driver was not compatible.

Often drivers are updated by Windows Update but there was no update related to the device.

Launched HP Support Assistant and it listed 16 updates, including the storage driver. However, when trying to install any of the HP updates, even though it indicated the update was successful it did not run as it normally does and the update was still listed. Normally when HP update completes successfully, it disappears from the list.

Did some research, and the solution was to uninstall HP Support Assistant and install the latest version. After doing so, was able to successfully install all the HP updates.

Then, going back to Windows Update, it again checked the computer, did not find any conflicts, and successfully installed the Windows version update.

Living with Chromebook - Paul Thurrott

<https://www.thurrott.com/mobile/133060/living-chromebook-basics>

Paul has other articles on Chromebook but they require signing up for a Premium account on his website which costs \$7/month or \$55/year.

Protecting your digital life - presentation for October security month

Protecting Your Digital Life




Between ransomware, data breaches, cryptojacking, supply chain attacks, and mobile malware, it's never been more important to protect your digital life.



Welcome to the Information Superhighway with Bob Gostischa, IT security expert and Avast Evangelist.

Staying secure and guarding as much of our privacy as possible is a constant challenge. Between phishing, scams, ID theft, ransomware, data collection, and mobile malware, it's never been more important to protect our digital life. Our security and privacy are constantly in danger of being attacked from many sources and Bob will explain the importance of guarding our online presence. This presentation covers how we can protect our presence on the web as well as our computers (Windows and Mac), tablets, smartphones, and other smart devices.

He will also share what he uses to keep his computers and smart devices as well as his connected Internet of Things devices secure.



About the Presenter:

Norbert "Bob" Gostischa, after a successful career in banking, enjoys his retirement as an enthusiastic IT security expert, most notably for Avast Antivirus s.r.o., the global leader in cybersecurity products.

Avast has been making security software for over 30 years and is currently the most used antivirus software in the world with more than 400 million users worldwide. Avast prevents 2 billion attacks every month.

In 2016, Prague-based Avast purchased Netherlands-based AVG Technologies and in 2017 bought London-based Piriform (CCleaner, Defraggler, Recuva, Speccy).

The Avast website has a [discussion and help forum](#) where Bob has been helping with security-related and general computer issues since 2004. He has contributed over 38,000 forum interactions.

Bob's presentations are free-of-charge and are not a sales pitch for Avast, although mentioning Avast and its software in meeting announcements is appreciated since they pay the bills. You can learn more about Bob's presentations and passions in his [Blog](#) and [YouTube](#) Channel. Bob is a proud member of the [APCUG](#) Speakers Bureau.

Town Avoids Paying Massive \$5 Million Ransom In Cyberattack

<https://www.npr.org/2019/09/06/758399814/town-avoids-paying-massive-5-million-ransom-in-cyberattack>

submitted by Lynn Walker

How-To Geek

5 of the Finest Everyday Carry Pens in the Known Universe - August 10, 2019

<https://www.reviewgeek.com/19711/5-of-the-finest-edc-pens-in-the-known-universe/>

How to Stop Companies From Listening to Your Voice Assistant Recordings - August 9, 2019

<https://www.howtogeek.com/436477/how-to-stop-companies-from-listening-to-your-voice-assistant-recordings/>

Get Free Home Phone Service with an Inexpensive OBi2000 VoIP Box - August 7, 2019

<https://www.reviewgeek.com/19499/get-a-free-home-phone-line-with-this-device/>

Daily News roundup: Hackers Are Using IoT Devices to Break into Enterprise Networks - August 6, 2019

<https://www.howtogeek.com/fyi/daily-news-roundup-hackers-are-using-iot-devices-to-break-into-enterprise-networks/>

TOOLKIT REPORT – Page 1

Note: If you save a file while working on it, e.g., a document or spreadsheet, but don't close the file, Toolkit will attempt to back it up and you may see a notification that:

Backup failed. Some files are in use by another application or service.

You can ignore that notification. The file should be successfully backed up when you close the program.

Back up Selected Folders to Seagate Backup Plus Drive (K:), Continuously on 2019-10-12 09:18 PM

Results Summary: 41328 of 41330 files (2 files failed)

Result	Host Path	Size	Drive Path
✓ Backed Up	Desktop backgrounds	48 MB	K:\Toolkit\Backup\P6320Y\C\Desktop backgrounds
✓ Backed Up	Screen Savers	106 MB	K:\Toolkit\Backup\P6320Y\C\Screen Savers
✓ Backed Up	3D Objects	0 B	K:\Toolkit\Backup\P6320Y\C\Users\Carol\3D Objects
✓ Backed Up	Desktop	5.74 GB	K:\Toolkit\Backup\P6320Y\C\Users\Carol\Desktop
⚠ Partially backed up, destination file path is more than 256 characters long	Documents	82.5 GB	K:\Toolkit\Backup\P6320Y\C\Users\Carol\Documents
✓ Backed Up	Downloads	4.26 GB	K:\Toolkit\Backup\P6320Y\C\Users\Carol\Downloads
✓ Backed Up	Favorites	88.7 KB	K:\Toolkit\Backup\P6320Y\C\Users\Carol\Favorites
✓ Backed Up	Pictures	1.71 GB	K:\Toolkit\Backup\P6320Y\C\Users\Carol\Pictures
✓ Backed Up	Videos	19.8 GB	K:\Toolkit\Backup\P6320Y\C\Users\Carol\Videos
⚠ Partially backed up, destination file path is more than 256 characters long	Documents	2.65 GB	K:\Toolkit\Backup\P6320Y\C\Users\Public\Documents
✓ Backed Up	Pictures	29.3 GB	K:\Toolkit\Backup\P6320Y\C\Users\Public\Pictures
⚠ Skipped, destination file path is more than 256 characters long	Wild (Oprah's Book Club 2...	1.54 KB	
⚠ Skipped, destination file path is more than 256 characters long	B004TVS5AS_(disc_1)_11_...	8.5 MB	
⚠ Skipped, system file	Thumbs.db	-	
⚠ Skipped, system file	Thumbs.db	-	
⚠ Skipped, system file	Thumbs.db	-	
⚠ Skipped, system file	desktop.ini	-	
⚠ Skipped, system file	desktop.ini	-	
⚠ Skipped, system file	~\$4x6.docx	-	
⚠ Skipped, system file	~WRL0002.tmp	-	
⚠ Skipped, system file	~WRL0005.tmp	-	
⚠ Skipped, system file	~WRL0650.tmp	-	
⚠ Skipped, system file	~WRL2967.tmp	-	
⚠ Skipped, system file	~WRL3174.tmp	-	
⚠ Skipped, system file	desktop.ini	-	
⚠ Skipped, system file	packet.ico	-	
⚠ Skipped, system file	_FRBatch.pac	-	
⚠ Skipped, system file	omc.tmp	-	
⚠ Skipped, system file	desktop.ini	-	

TOOLKIT REPORT – Page 1

Open Toolkit

Click *Backing Up*

Click three horizontal dots

Click *Reports*

Scroll through report to see what was/was not backed up. Can open the window to full screen and adjust the column width so more information is visible.

✓ Backed Up	Pictures	1.71 GB	K:\Toolkit\Backup\P632
✓ Backed Up	Videos	19.8 GB	K:\Toolkit\Backup\P632
⚠ Partially backed up, destination file path is more than 256 characters long	Documents	2.65 GB	K:\Toolkit\Backup\P632
✓ Backed Up	Pictures	29.3 GB	K:\Toolkit\Backup\P632
⚠ Skipped, destination file path is more than 256 characters long	B004TVS5AS_(disc_1)_11_...	8.5 MB	
⚠ Skipped, destination file path is more than 256 characters long	Wild (Oprah's Book Club 2...	1.54 KB	

To correct reason file was not backed up, click on file name to open to location on hard drive.

If the reason the file was Skipped is because the program determined it is a system file, and it is clearly not a system file, click the file name to locate the file on the hard drive. Open a second explorer window, open the backup drive, and navigate to the location where the file should have been backed up and manually copy it from the hard drive to the backup drive.

⚠ Skipped, system file	PICT0793.JPG
⚠ Skipped, system file	PICT0803.JPG
⚠ Skipped, system file	PICT0807.JPG
⚠ Skipped, system file	PICT0884.JPG
⚠ Skipped, system file	IMAG0598.jpg
⚠ Skipped, system file	m_GEDC1474.jpg

If the error indicates the file path is more than 256 characters long, can rename the file to make it shorter. Caution: depending on which program created the file, this may cause problems with accessing the file or using the program. In the following case, the file was contained in a backup of a Kindle device so do not believe the name of this file is critical as the backup is seven years old and probably not useful at this point. When locating the file, do not click on a folder name but on the actual file name.

TOOLKIT REPORT – Page 1

Name	Date modified	Type	Size
EndActions.data.B005CRQ4XI.asc	6/6/2012 3:51 AM	ASC File	1 KB
Wild (Oprah's Book Club 2.0 Digital Editi...	9/3/2012 1:31 AM	APNX File	2 KB
XRAY.entities.B005CRQ4XI.asc	6/6/2012 3:51 AM	ASC File	89 KB

In some cases, clicking on the name of the file does not open the location on the hard drive so may be necessary to manually search for the file. Make sure when searching that you have specified to search the hard drive only.

Manually accessing the backup drive, the backups are stored under: Toolkit - Backup - computer_name - drive letter - folders being backed up.

Name	Date modified	Type
Desktop backgrounds	10/12/2019 5:01 PM	File folder
Screen Savers	10/12/2019 5:01 PM	File folder
Users	10/12/2019 7:06 PM	File folder