

Change for the sake of change???

Icon when not connected to Internet is globe with small circle with diagonal line, instead of yellow triangle on the wired or wireless icon

Windows 10 v. 1809



no wireless Internet connection

Windows 10 v. 1903



no Internet connection (wireless or wired)

Icons when connected to Internet have not changed.- Windows 10 v. 1809 and v. 1903



successful wired internet connection



successful wireless internet connection

Changes to Snipping Tool

Snipping tool will soon be moving to a new application called Snip & Sketch

Snip & Sketch doesn't have the same interface as Snipping Tool.

Can use Copy icon from Snip & Sketch to copy image and paste into Microsoft Word or Word Pad, and some other programs but cannot paste directly into some programs, e.g., Libre Office Writer.

Can save image from Snip & Sketch as .png or .jpg, then insert the saved image into any program, e.g., Libre Office Writer

Goodbye, Chrome: Google's web browser has become spy software

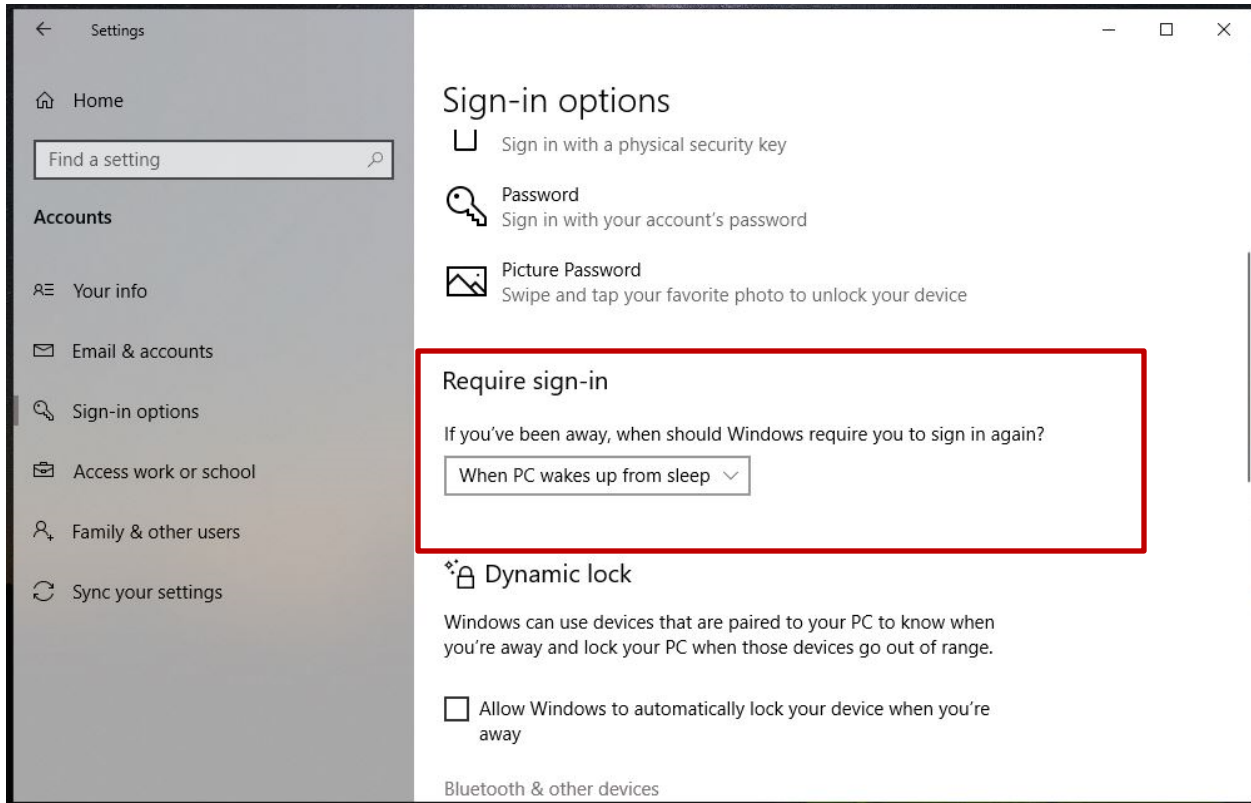
By Geoffrey A, Fowler, Technology columnist, June 21, 2019

https://www.washingtonpost.com/technology/2019/06/21/google-chrome-has-become-surveillance-software-its-time-switch/?noredirect=on&utm_term=.7c01ef5b15d3

Sign-in options, Require sign-in if you've been away

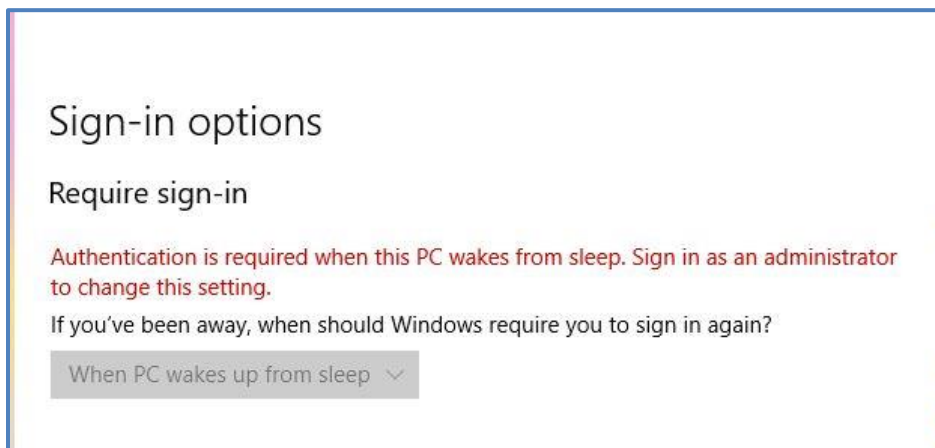
When computer goes to sleep, after waking computer, will have to sign-in. This feature is enabled by default.

Can be changed from Settings – Accounts – Sign-in options

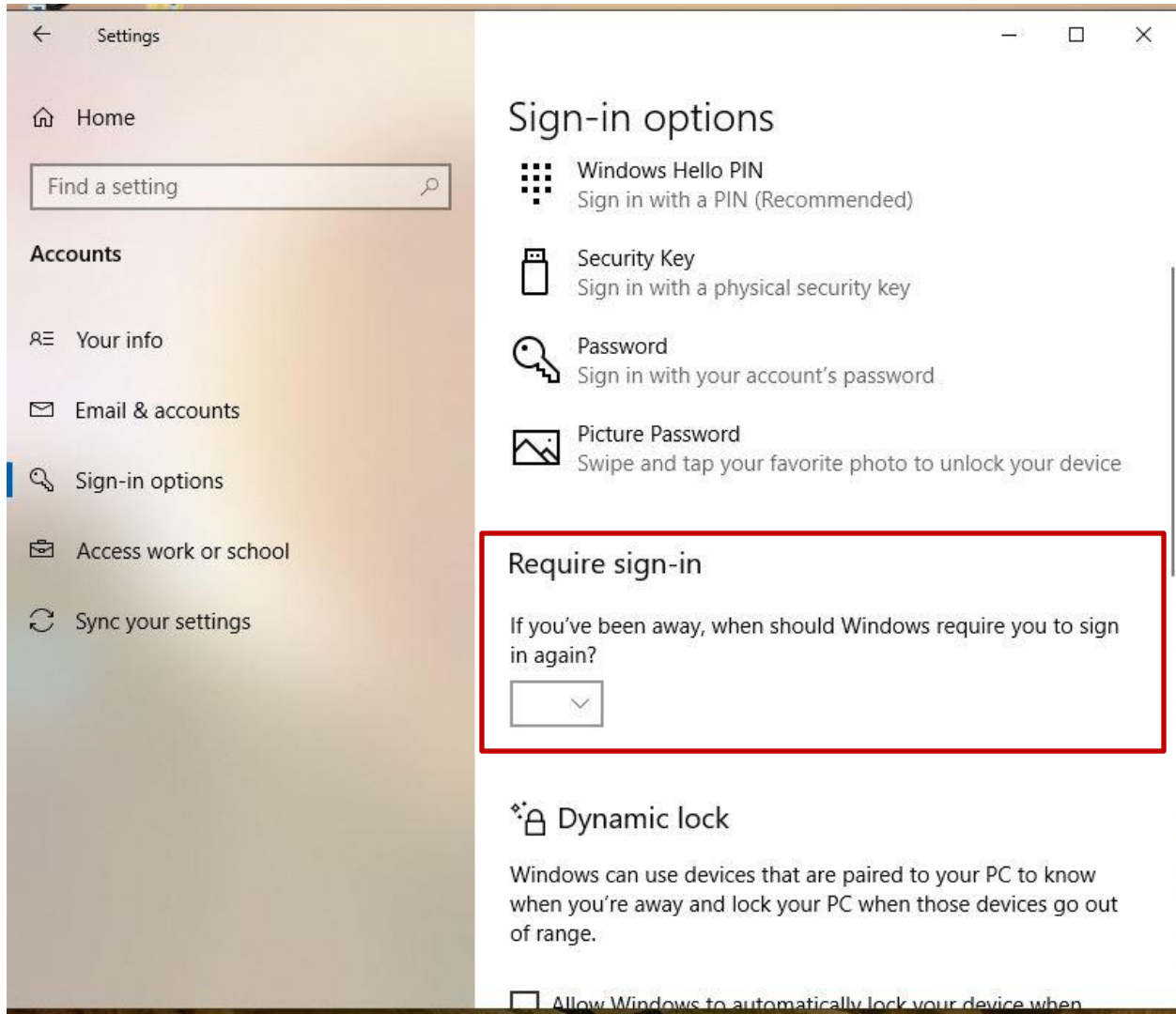


Available options are: *Never* and *When PC wakes from sleep*

Windows 10, v.1809 notifies you that you must be signed in under an Administrator account to change this setting.



Windows 10 v.1903, when logged in under Standard account, no warning is displayed and doesn't display available options.



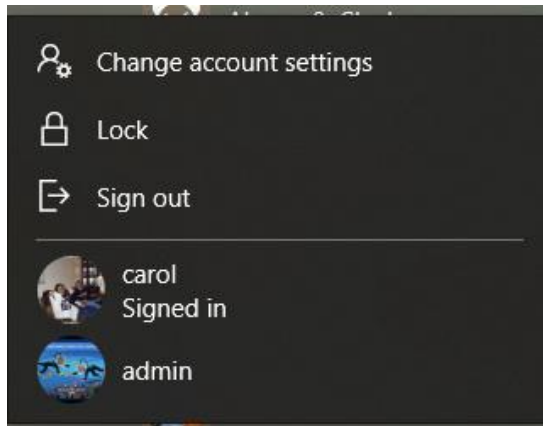
NOTE; If logged to both an Administrator account and Standard account, the notification re: *Sign in as administrator to change this setting* does display under Standard account but, if only logged in to Standard account, notification does not display.

After restart or shutdown, unless you signed out from user account under user account icon from Start menu, Windows 10 automatically signs in last user that was logged on.

NOTE: If last logged in user account is password protected, the lock screen will display, and have to enter password from sign-in screen to get to desktop. If last account signed in is not password protected, sign-in screen will display but then automatically goes to desktop for that user account.

In screen shot below: originally signed in as user account “carol”. Restarted computer and, during re-start, user account name “carol” displayed briefly but then Lock screen displayed.

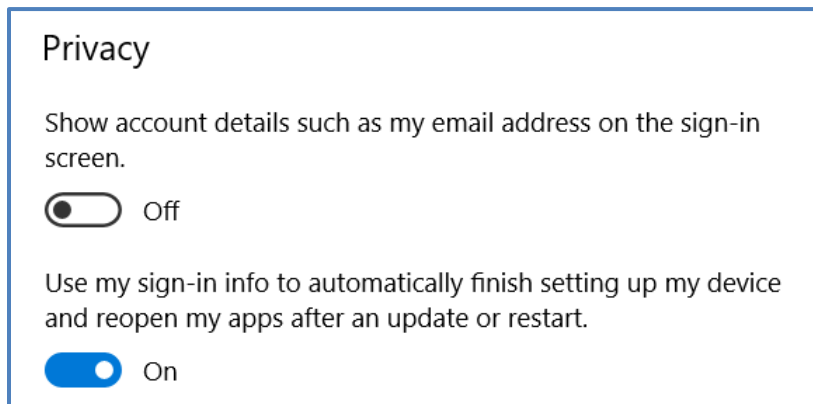
Accessed Sign-in screen and signed in as user account “Everyone Else”. When checking under user account icon from Start menu, shows user account “carol” also signed in.



When doing Restart or Shut Down, will be notified that someone else is also logged in. Some people noticed this and were concerned about virus or malware on their computer but that is not the case.

This is also why, when there are multiple user accounts, after update the originally logged in user account is updated but logging into other user accounts, the word *Hi* appears on screen and have to wait while each additional user accounts is updated.

This setting is under Settings - Accounts – Sign-in options



Orbi Router

Newsletter article
Personal experience

Wireless Extender

Opticover N300 wireless-N AP/Router

Purchased from Amazon.

Connect to existing router using WPS or manually by accessing Opticover through web browser. Creates second network with same name as primary SSID, followed by -EXT and uses same passphrase. Requires connecting devices to either the primary SSID or the -EXT SSID. Inexpensive and appeared to work very well. Went from less than one bar to five. Connected laptop computer and printer. Router upstairs at one corner of house, laptop computer and printer in opposite corner of house and in lower level. After initial setup, which has to be done near router, relocated the Opticover to outlet near bottom of stairs to lower level, closer to front of house. SpeedTest of computer connected wirelessly to extender SSID was 23.6 Mbps where SpeedTest of second computer, connected via Ethernet to router, was 62 Mbps

Submitted by Lynn Walker

(Christina Liao) I've been using Apple products exclusively for 12 years — here are 9 things I realized after giving up Apple for 1 week

Christina Liao has been loyal to Apple for 12 years, but used other company's products for a week to see how she'd manage. I've been completely loyal to Apple products since 2007, when the first iPhone launched. But I recently tried going a week without using any Apple products to see how I would fare. I learned that products from Google, Microsoft, and other companies have plenty of advantages - but I won't be ditching Apple for good any time soon. Visit Business Insider's homepage for more

Read in Business Insider: <https://apple.news/A196CW0ExRr-KwHqevTJZPw>

The mistake that people with a keyless car make

<https://www.yahoo.com/news/keyless-car-killed-him-while-113053983.html>

Personal experience: This is an even bigger problem with hybrid vehicles because when the car is parked, the engine is not running but, if left on, the gasoline engine may start operating at some point.

Remote Access computer

Team Viewer – Have used Team Viewer for a long time to provide computer assistance to family members. Last year, when attempted to use Team Viewer, was notified that I could no longer use it for free, Assume because of the number of times it had been used. Paid version, one user / one session, \$49/month. Don't use it enough to justify that cost.

Looked for other options and found AnyDesk. Features similar to Team Viewer. Only used it testing between two of my own computers (on different networks) so not sure if there are restrictions with free version. No administrative privileges or installation needed. Paid version, one user / one device, \$10.99/month.

Install Windows 10, 1903 update

- Create power option so computer never shuts down so it doesn't go to sleep during update process
- Always update from user with Administrative rights.
- After major update log on to all other user accounts on computer.

Under Windows update, will indicate when ready for update and will have option to Download and install

Multiple steps: getting things ready; downloading update; installing update; and prompt for restart

Lenovo laptop - no problems - total time about 5 hours

IBM ThinkCentre Desktop - no problems - total time about 6 hours

HP X360 laptop

1st attempt = error - unable to install. Checked error number and indicated it could be a minor problem so restart the computer and try again. Tried to check Update history, screen went black, had to hold down power button to shut down

2nd attempt = Unable to install, no error message, but showed an error with HP warranty check. Clicking to clear the HP error, again had black screen and had to hold down power button to shut down. Ran HP diagnostics and Short drive test would go to 30% and then back to 10% and after reaching 30% a couple times, it indicated the test was cancelled. Other diagnostic tests ran without error. Ran HP Support Assistant and there were no new messages or updates. Shut down computer normally. Restarted computer normally.

3rd attempt = completed update steps and prompted for restart. HP warranty check also displayed without error - attempting warranty check for printer. Was able to select do not check warranty status and close out of HP prompt.

Restarted computer to complete update. - Total time about 12 hours.

Videos from last APCUG Virtual Technology Conference uploaded to APCUG's YouTube channel. You will find them at the below links.

We hope to see you at the August 17 VTC.

https://youtu.be/ugs3RaBhD_o

A Beginner's Guide to WordPress

<https://youtu.be/Xu8t1w27EP8>

Are Your Bits Flipped?

<https://youtu.be/6N7yyuUjQNc>

Windows 7 Sunset

<https://youtu.be/hIFAkIh8q6A>

Google Photos: 7 favorite features

<https://youtu.be/UEzOitU6NdM>

Youth and Technology

<https://youtu.be/KTKjTHmVRB0>

What's an App?

<https://youtu.be/fnGHk81D1Fk>

Roundtable

How-To Geek Articles

Make Chrome Stop Offering to Save Credit Card Data (April 4, 2019)

<https://www.howtogeek.com/411117/how-to-change-a-sites-camera-and-microphone-permissions-in-chrome/>

Use a Security Camera's Night Vision Through a Windows (March 16, 2019)

<https://www.howtogeek.com/407363/how-to-make-a-security-cameras-night-vision-work-through-a-window/>

How to Import a Word Document into Google Docs (December 17, 2018)

<https://www.howtogeek.com/398099/how-to-import-a-word-document-into-google-docs/>

Fake App Store Receipts - phishing attempt (December 18, 2018)

How-to Geeks

<https://www.howtogeek.com/fyi/psa-fake-app-store-receipts-are-tricking-people-into-providing-all-their-personal-details/>

(Bleeping Computer - December 18, 2018)

<https://www.bleepingcomputer.com/news/security/widespread-apple-id-phishing-attack-pretends-to-be-app-store-receipts/>

Don't Trust Your Money to An Online Bank That Isn't FDIC Insured

<https://www.howtogeek.com/fyi/dont-trust-your-money-to-an-online-bank-that-isnt-fdic-insured/>

Why You Shouldn't Trust Free VPNs (November 18, 2018)

<https://www.howtogeek.com/396747/why-you-shouldnt-trust-free-vpns/>

Bing Pushing Malware When You Search For Chrome (October 26, 2018)

<https://www.howtogeek.com/fyi/bing-is-pushing-malware-when-you-search-for-chrome/>

Why Rebooting Your Router Fixes So Many Problems (November 12, 2018)

<https://www.howtogeek.com/165110/do-i-really-have-to-unplug-my-cable-modem-for-at-least-10-seconds/>

HTTPS Is Almost Everywhere. So Why Isn't the Internet Secure Now? (November 30, 2018)

<https://www.howtogeek.com/397043/https-is-almost-everywhere.-so-why-isnt-the-internet-secure-now/>

What's the Difference Between 5G and 5GHz Wi-Fi? (December 21, 2018)

<https://www.howtogeek.com/398620/whats-the-difference-between-5g-and-5ghz-wi-fi/>
